

Garden **PLANNER**



THEFREERANGELIFE.COM

Copyright © 2017 Sarah Toney

All rights reserved. This book may be printed for your own personal use only. No part of this book may be reproduced or transmitted without the express written permission of the publisher.



Printing Instructions

This planner is designed to be used year after year to plan and keep records of your garden. Print in full color or in grayscale in draft mode to preserve ink.


Some pages, such as the plant profile and garden bed design pages, are meant to be printed multiple time. Print as many as you need for the number or plants and garden beds you have in your garden. Simply hit the "pages" setting under pages to print and enter the specific pages you wish to print and change the "copies" number to the desired number.

CONTENTS

Garden Design Grid	1
Garden Bed Grid	2
Seed Inventory	3
Seed Shopping List	4
Planting Guide	5
Succession Planting	6
Indoor Seedlings	7
Crop List	8
Crop Profile	9
Pests & Diseases	10
Harvest Log	11
Monthly Planning Pages	12
Journal	24


Garden Design

Year: _____



Garden Beds

Year: _____



Crop Key:

- | | | | |
|----------|------------|----------|------------|
| A: _____ | QTY: _____ | H: _____ | QTY: _____ |
| B: _____ | QTY: _____ | I: _____ | QTY: _____ |
| C: _____ | QTY: _____ | J: _____ | QTY: _____ |
| D: _____ | QTY: _____ | K: _____ | QTY: _____ |
| E: _____ | QTY: _____ | L: _____ | QTY: _____ |
| F: _____ | QTY: _____ | M: _____ | QTY: _____ |
| G: _____ | QTY: _____ | N: _____ | QTY: _____ |

Planting Guide

★ Plant successive plantings for a longer harvest. Use the per person suggestions as a guideline- alter to your family's tastes.

Crop:	Start Time	Plant Date:	~Plants/Person
Beans	direct sow	At last frost	10-20
Beets	direct sow	2 weeks before last frost	10
Broccoli	6-8 weeks before	2 weeks before last frost	5-10
Cabbage	6 weeks before	2 weeks before last frost	5-10
Cauliflower	6-8 weeks before	2 weeks before last frost	5-10
Chard	3-4 weeks before	2 weeks before last frost	2-5
Celery	8-10 weeks before	1-2 weeks after last frost	3-5
Corn	3 weeks or direct sow	2 weeks after last frost	10-20
Cucumber	3 weeks or direct sow	2 weeks after last frost	1
Eggplant	6-8 weeks before	2 weeks after last frost	1-3
Kale	6-8 weeks before	2-4 weeks before last frost	1-3
Kohlrabi	4-6 weeks before	2-4 weeks before last frost	2-5
Leeks	8-10 weeks	2 weeks before last frost	10-15
Lettuce	direct sow	2-3 weeks before last frost	3-5
Melons	3 weeks or direct sow	2 weeks after last frost	2-5
Okra	direct sow	2 weeks after last frost	3-6
Onions	8 weeks or buy sets	3-4 weeks before last frost	10+
Parsnips	direct sow	3-4 weeks before last frost	5-10
Peas	2 weeks or direct sow	4 weeks before last frost	20+
Peppers	6-8 weeks before	2 weeks after last frost	2-5
Potatoes	potatoes	2 weeks before last frost	10-15
Radish	direct sow	3-4 weeks before last frost	10+
Sweet Potatoes	direct sow	4 weeks after last frost	5-10
Spinach	direct sow	4-5 weeks before last frost	5-10
Squash	3 weeks or direct sow	2 weeks after last frost	1-3
Tomatoes	6-8 weeks before	2 weeks after last frost	5+
Turnips	direct sow	2-3 weeks before last frost	5-10

Plant Profile

Plant: _____

Information

Days to Maturity: _____

Height: _____

Sowing Method: _____

Spacing: _____

Hardiness: _____

Plant Date: _____

Soil Notes: _____

Care Instructions

Harvest Notes

Notes


Companions

Pests & Disease

January

Year: _____

Crops Planted




Garden Chores



Projects & Goals




Crops Harvested



February

Year: _____

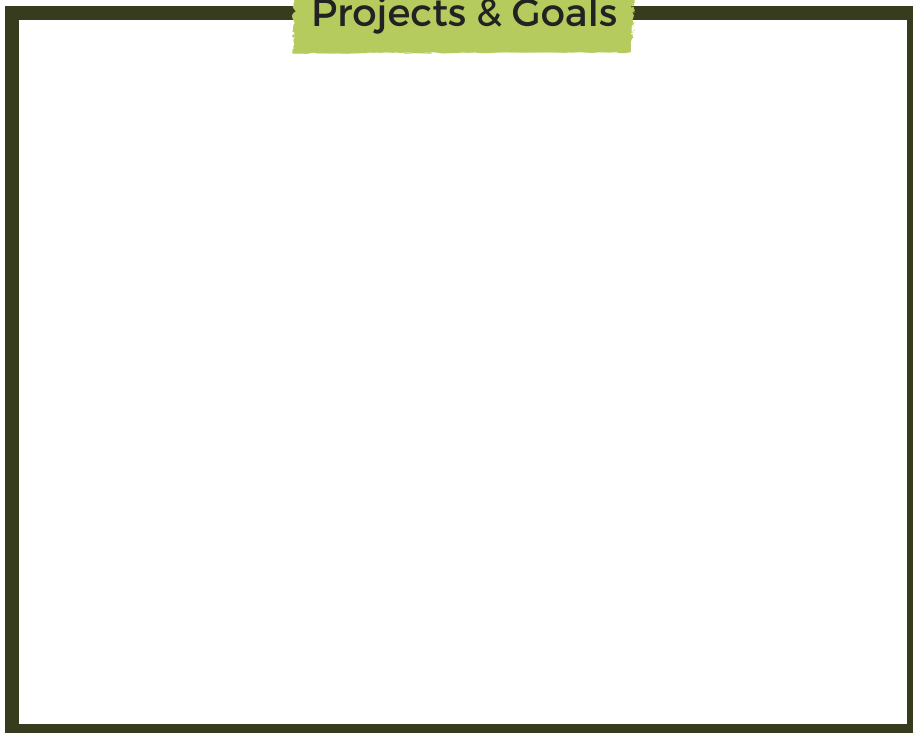
Crops Planted




Garden Chores



Projects & Goals




Crops Harvested



March

Year: _____

Crops Planted




Garden Chores



Projects & Goals




Crops Harvested



April

Year: _____

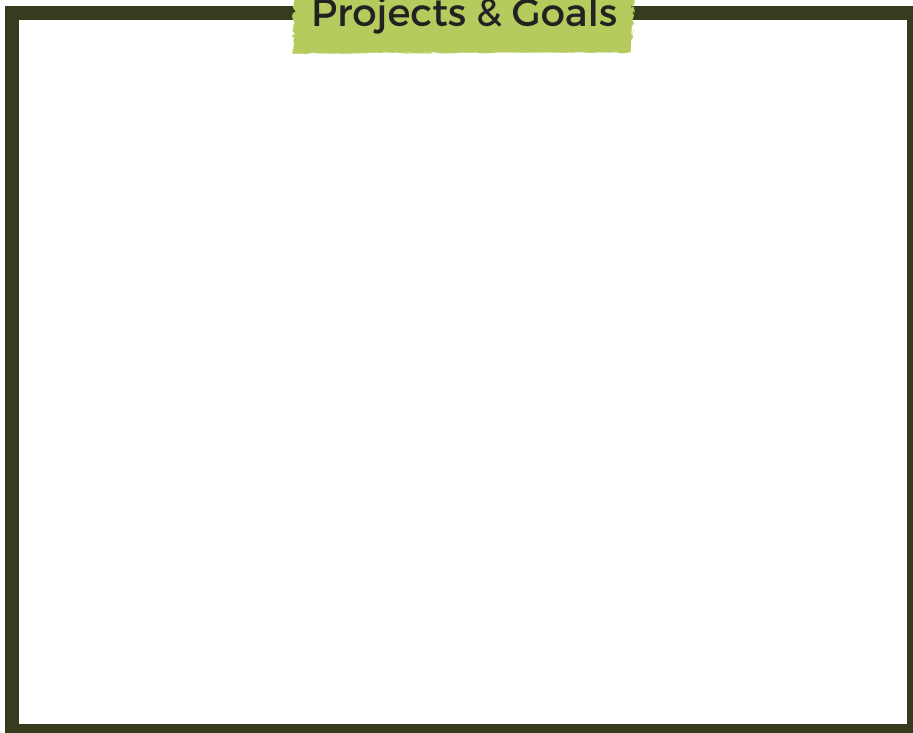
Crops Planted




Garden Chores



Projects & Goals




Crops Harvested



May

Year: _____

Crops Planted




Garden Chores



Projects & Goals




Crops Harvested



June

Year: _____

Crops Planted




Garden Chores



Projects & Goals




Crops Harvested



July

Year: _____

Crops Planted




Garden Chores



Projects & Goals




Crops Harvested



August

Year: _____

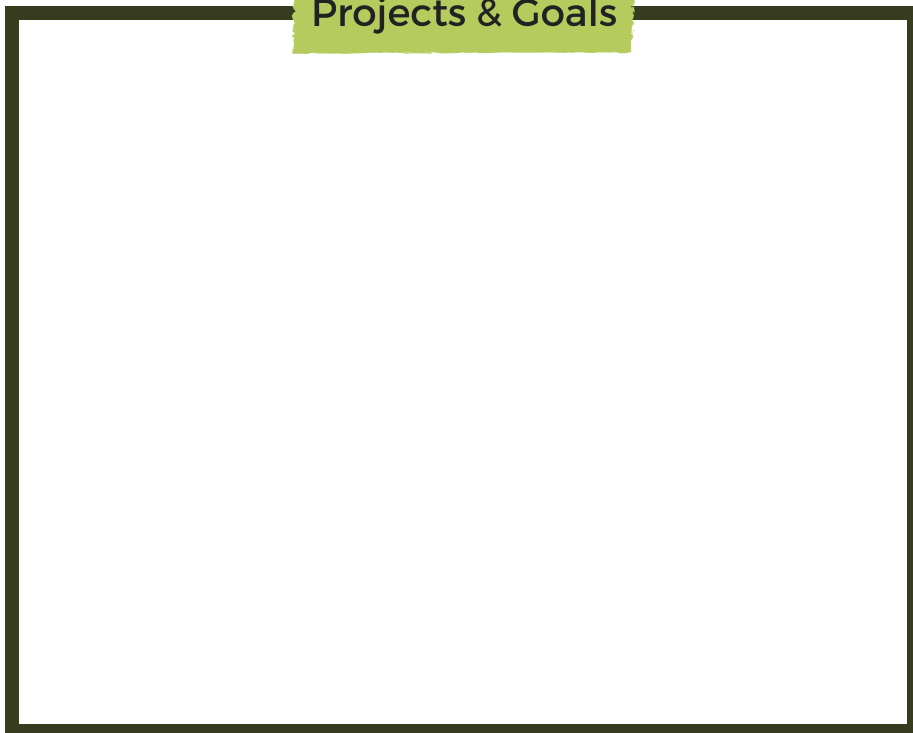
Crops Planted




Garden Chores



Projects & Goals




Crops Harvested



September

Year: _____

Crops Planted

A large, empty rectangular box with a dark green border, intended for recording crops planted in September.


Garden Chores

A large, empty rectangular box with a dark green border, intended for recording garden chores in September.

Projects & Goals

A large, empty rectangular box with a dark green border, intended for recording projects and goals in September.


Crops Harvested

A large, empty rectangular box with a dark green border, intended for recording crops harvested in September.

October

Year: _____

Crops Planted




Garden Chores



Projects & Goals




Crops Harvested



November

Year: _____

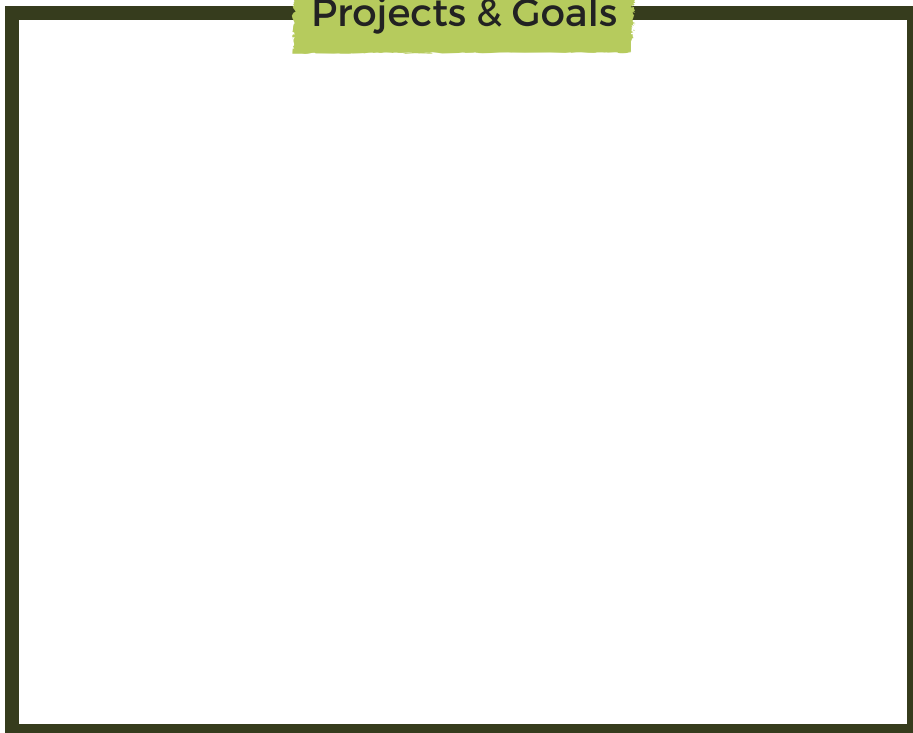
Crops Planted




Garden Chores



Projects & Goals




Crops Harvested



December

Year: _____

Crops Planted



Garden Chores



Projects & Goals



Crops Harvested

